

AMRIT EXIM PRIVATE LIMITED

CIN : U51909MP2004PTC041517

BALANCE SHEET AS AT 31st MARCH, 2024

Amount / Rs. In Lacs

PARTICULARS	Note	As At 31.03.2024	As At 31.03.2023
I. EQUITY AND LIABILITIES			
(1) Shareholders' Funds			
(a) Share Capital	2	59.50	59.50
(b) Reserves and Surplus	3	1,169.39	453.20
		1,228.89	512.70
(2) Current Liabilities			
(a) Trade Payables			
(i) total outstanding dues of micro and small enterprises; and			
(ii) total outstanding dues of creditors other than micro and small enterprises	4	0.24	0.24
(b) Other Current Liabilities	5	66.92	4.96
		67.16	5.20
GRAND TOTAL		1,296.05	517.90
ASSETS			
(1) Non-Current Assets			
(a) Property, Plant and Equipment and Intangible Assets			
(i) Property, Plant and Equipment	6	3.17	5.22
(ii) Intangible assets	6		
(iii) Capital Work In Progress	6		
(b) Non Current Investments	7	198.17	339.43
(c) Deffered Tax Assets (Net)	8	1.08	0.90
(d) Long Terms Loans and Advances	9	-	-
		202.42	345.55
(2) Current Assets			
(a) Trade Receivable	10	-	-
(b) Cash and Cash Equivalents	11	0.88	7.41
(c) Short Term Loans and Advances	12	1,092.75	164.94
		1,093.63	172.35
GRAND TOTAL		1,296.05	517.90


Company Information and Significant Accounting Policies 1
 Other Disclosures 19
Notes referred to here in are integral part of the financial statements

INDORE
 Dated the: 25-06-2024

For and on behalf of the Board


 Sandeep Sethi
 Director
 DIN : 00330118


 Giraj Daga
 Director
 DIN : 00330074

As per our report attached
For S.P. MOONDRA & CO.
 CHARTERED ACCOUNTANTS
 F.R. No. 004879C

CA S.P. MOONDRA
 Proprietor
 M.No. 073747

FOR AMRIT EXIM PVT. LTD


 DIRECTOR

UDIN: 24073747 BK BVJG 4567

AMRIT EXIM PRIVATE LIMITED

CIN : U51909MP2004PTC041517

STATEMENT OF PROFIT & LOSS FOR THE YEAR ENDED 31st MARCH, 2024

Amount / Rs. In Lacs

PARTICULARS	Note	2023-24	2022-23
CONTINUING OPERATIONS			
INCOME :			
Revenue from Operations	13	42.01	38.82
Other Income	14	891.19	24.95
Total Income		933.21	63.77
EXPENSES :			
Employee Benefits Expense	15	39.00	39.00
Finance Costs	16	0.02	0.02
Depreciation and Amortisation Expense	6	2.05	2.05
Other Expenses	17	13.40	10.20
Total Expenses		54.47	51.27
Profit before tax		878.74	12.50
Tax Expenses			
Current Tax		162.72	3.41
Less : MAT Credit Entitlement		-	-
Net Current Tax		162.72	3.41
Income Tax Earlier Year		(0.00)	-
Deferred Tax		(0.17)	(0.15)
Profit for the year from continuing operations		716.19	9.24
Profit/(Loss) from discontinuing operations		-	-
Tax expense of discounting operations		-	-
Profit/(Loss) from Discontinuing operations after Tax		-	-
Profit for the year		716.19	9.24
Earning per equity share of Rs. 100 each			
(1) Basic	18	1,203.69	15.53
(2) Diluted		1,203.69	15.53

Company Information and Significant Accounting Policies 1

Other Disclosures 19

Notes referred to here in are integral part of the financial statements

For and on behalf of the Board


As per our report attached
For S.P. MOONDRA & CO.

CHARTERED ACCOUNTANTS
F.R. No. 004879C

INDORE
Dated the: 25-06-2024


Sandeep Sethi
Director


Giraj Daga
Director


CA S.P. MOONDRA
Proprietor

DIN : 00330118

DIN : 00330074

M.No. 073747



FOR AMRIT EXIM PVT. LTD


DIRECTOR

UDIN: 24073747 BK8VJG 4567

AMRIT EXIM PRIVATE LIMITED

CIN : U51909MP2004PTC041517

Cash Flow Statement for the year ended 31st March, 2024			
Particulars	Amount / Rs. In Lacs		
	For the year ended 31 March, 2024		For the year ended 31 March, 2023
A. Cash flow from operating activities			
Net Profit / (Loss) before extraordinary items and tax		878.74	12.49
<u>Adjustments for:</u>			
Depreciation and amortisation	2.05		2.05
Finance costs	0.02		0.02
Dividend Income	(0.04)		(0.03)
Interest Income	(40.70)	(38.67)	(24.92)
Operating profit / (loss) before working capital changes		840.07	(10.38)
<u>Changes in working capital:</u>			
Adjustments for (increase) / decrease in operating assets:			
Short-term loans and advances	(927.82)		(1.75)
Other current assets	-		-
Adjustments for increase / (decrease) in operating liabilities:			
Trade Payable	-		-
Other current liabilities	61.96	(865.86)	(3.09)
Cash generated from operations		(25.78)	(15.22)
Net Income tax (paid) / refunds		(162.72)	(3.41)
Net cash flow from / (used in) operating activities (A)		(188.50)	(18.63)
B. Cash flow from investing activities			
Capital expenditure on fixed assets, including capital advances	-		(0.20)
Sale of Investments	141.26		-
Dividend Income	0.04		0.03
Interest received (Others)	40.70		24.92
Net cash flow from / (used in) investing activities (B)		181.99	24.74
C. Cash flow from financing activities			
Finance cost	(0.02)		(0.02)
Net cash flow from financing activities (C)		(0.02)	(0.02)
Net increase/(decrease) in Cash and cash equivalents (A+B+C)		(6.53)	6.09
Cash and cash equivalents at the beginning of the year		7.41	1.32
Cash and cash equivalents at the end of the year		0.88	7.41
<p align="right">As per our report attached For S.P. MOONDRA & CO. CHARTERED ACCOUNTANTS F.R. No. 004879C</p> <p align="right">  CA S.P. MOONDRA Proprietor M. No. 073747 </p> <p>INDORE Dated the: 25-06-2024</p> <p align="center">FOR AMRIT EXIM PVT LTD</p> <p align="center">  DIRECTOR </p> <p align="right">UDIN: 24073747 BKBVJG 4567</p>			